

Rising Clamp Common Terminal Block



ACR Series CATALOG

For your safety, read and follow the considerations written in the instruction manual, other manuals and Autonics website.

The specifications, dimensions, etc. are subject to change without notice for product improvement. Some models may be discontinued without notice.

Main Features

- Rising clamp type connection for simple and easy connection
- No jumper bars required due to built-in common PCB
- For use as power supply expansion terminals
- Slim and compact design with 5 mm terminal pitch
- DIN rail mount and screw mount methods

Ordering Information

This is only for reference, the actual product does not support all combinations. For selecting the specified model, follow the Autonics website.

ACR - ① ② ③

① Terminal block arrangement

No-mark: single line
B: double line

② The number of connector pin

20: 20-pin
40: 40-pin
50: 50-pin




③ Common type

L: Left + COM, Right - COM
T: Top + COM, Bottom - COM

Product Components

- Product
- Instruction manual

Specifications

Model	ACR-20 □	ACR-40 □	ACR-B40 □	ACR-50 □
The number of terminal	20	40	40	50
Terminal type	Rising Clamp	Rising Clamp	Rising Clamp	Rising Clamp
Terminal block arrangement	Single line	Single line	Double line	Single line
Terminal pitch	5.0 mm	5.0 mm	5.0 mm	5.0 mm
Material	Case, Base: PC	Case, Base: PC	Case, Base: PC	Case, Base: PC
Approval	CE  ENEC (ACR-20T)	CE  ENEC (ACR-40T)	CE	CE  ENEC (ACR-50T)
Unit weight (packaged)	≈ 55 g (≈ 84 g)	≈ 105 g (≈ 172 g)	≈ 92 g (≈ 121 g)	≈ 130 g (≈ 197 g)
Rated voltage ⁰¹⁾	≤ 250 VDC≒, 250 VAC~ 50/60 Hz			
Rated current	≤ 10 A			
Insulation resistance	≥ 1,000 MΩ (500 VDC≒ megger)			
Dielectric strength	3,000 VAC~ 50/60 Hz for 1 minute			
Vibration	0.75 mm amplitude at frequency of 10 to 55 Hz (for 1 minute) in each X, Y, Z direction for 2 hours			
Vibration (malfunction)	0.75 mm amplitude at frequency of 10 to 55 Hz (for 1 minute) in each X, Y, Z direction for 10 minutes			
Shock	150 m/s ² (≈ 15 G) in each X, Y, Z direction for 3 times			
Shock (malfunction)	100 m/s ² (≈ 10 G) in each X, Y, Z direction for 3 times			
Ambient temperature	-15 to 55 °C, storage: -25 to 65 °C (no freezing or condensation)			
Ambient humidity	35 to 85 %RH, storage: 35 to 85 %RH (no freezing or condensation)			
Protection structure	IP20 (IEC standard)			

01) UL approved rated voltage of ACR-□L (single line) model is 30 VDC≒, 30 VAC~ which excludes the field wire.

Applicable wire - solid ⁰¹⁾	Ø 0.6 to 1.25 mm
Applicable wire - stranded ^{01) 02)}	AWG 22-16 (0.30 to 1.25 mm ²)
Wire ferrule connection tensile strength	≥ 30 N
Stripped length	8 to 10 mm

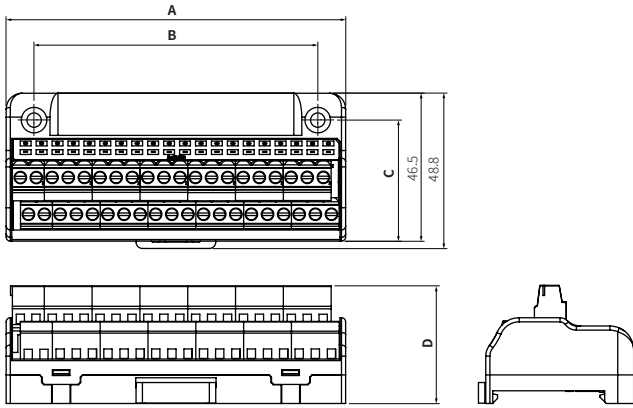
01) Use the cable of copper conductor in 60 °C temperature class.

02) When using the stranded wire, use End Sleeve (wire ferrule).

Dimensions

• Unit: mm, For the detailed dimensions of the product, follow the Autonics web site.

■ Single line



	A	B	C	D
20-pin	57.5	53	38	37.2
40-pin	106.5	89	38.1	37
50-pin	131.5	102	38.1	37

■ Double line

